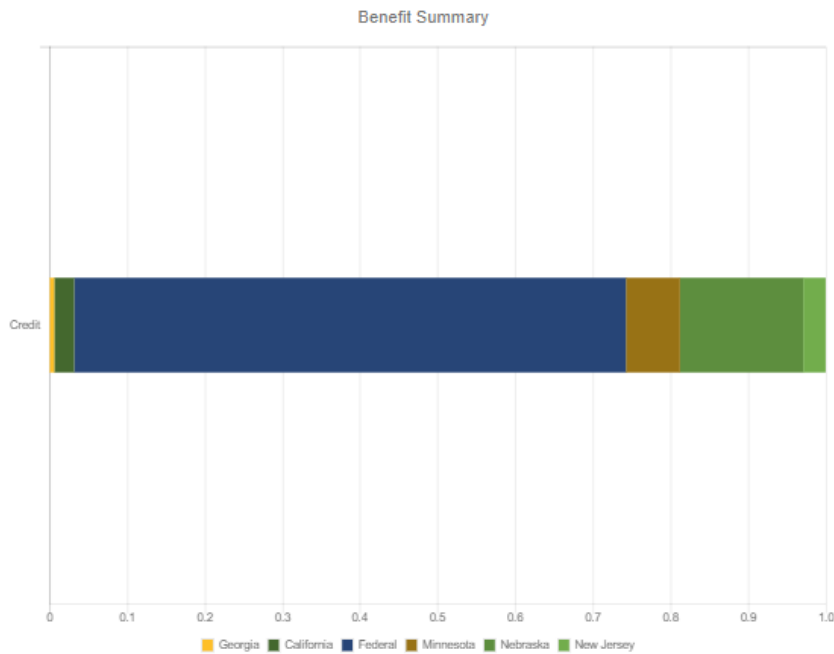



RCM Summary

Federal and State Credits:

Benefit Summary: This chart on the RCM dashboard shows the federal credit amount, and each state's credit if the project is filing in states. You can hover over each color on the graph to see the amount of credit.



Clicking on the graph's title "Benefit Summary" will take the user to the Benefit Summary List. This will show more specific detail (seen left). This list shows the federal QREs and Credit that the RCM Tool calculates, as well as any states that might be captured from the data. The "Form Detail" Column has a link that sends the user to a screen that shows how the credit is calculated based on the Tax Forms for that specific state.



Benefit Summary

[+ new item](#) or [edit this list](#)

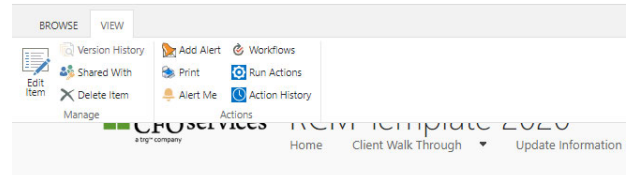
All Items [Benefit List](#) **[Benefit Summary](#)** [...](#)

✓	Year	Title	QRE	Credit	Form Detail
	2019	Federal	21,413,574	2,217,188	Federal Form 6765
	2019	LBI Directive	18,000,000	1,800,000	
	2019	Nebraska	8,000,500	496,070	Nebraska Form Detail
	2019	Minnesota	432,019	216,010	Minnesota Form Detail
	2019	New Jersey	526,650	90,000	New Jersey Form Detail
	2019	California	885,550	82,022	California Form Detail
	2019	Georgia	325,000	18,500	Georgia Form Detail

RCM Summary



You can see the New Jersey form detail example to the right.



New Jersey

NEW JERSEY RESEARCH AND DEVELOPMENT TAX CREDIT		NEW JERSEY FILING INFORMATION	
Title	New Jersey Corporation		
Federal ID Number			
NJ Corporation Number			
Part 1: Credit Calculation for Basic Research Payments			
1	500,000		
2	1,000,000		
3	0		
Part 2: Credit Calculation For Qualified Research Expenses			
6	\$0		
9	7		
10	\$2,500,000		
Part 3: Total Research and Development Tax Credit			
17	\$6,520		
Part 4: Calculation of the Allowable Credit Amount			
19	\$975,000		
20	\$500,000		
22a			
22b			
22c			
22d			

At the top of the page you can click on the Print Icon to pull up a printable page that has been created to look like the State Tax Credit Form. You can see the New Jersey Print Form example below.

Print

Template: New Jersey Researc

Name: New Jersey Corporation	Federal ID #:	NJ Corp #:
------------------------------	---------------	------------

Part I Credit Calculation for Basic Research Payments

Enter the basic research payments paid or incurred to qualified organizations	500,000
Enter the base period amount	1,000,000
Subtract lines 2 from line 1.	0

Part II Credit Calculation for Qualified Research Expenses

Wages for qualified services	\$450,000
Cost of supplies	\$51,250
Rental or lease costs of computers	\$0
Enter 65% of contract expenses	\$25,400
Total qualified research expenses	\$526,650
Enter fixed-based percentage, but not more than 16%	7
Enter average annual gross receipts	\$2,500,000
Base amount	\$17,500,000
Subtract line 11 from line 8	(\$16,973,350)
Enter 50% of line 8	\$263,325
Enter the smaller of line 12 or 13	(\$16,973,350)

Part III Total research and Development Tax Credit

Enter the total of line 3 and 14	(\$16,973,350)
Enter 10% of line 15	(\$1,697,335)
Research and Development Tax Credit Carried forward from prior tax year	\$6,520
Total R&D Tax Credit available	(\$1,690,815)